



STRONG MARKET DIVERGENCE

April 29, 2026



RECOMMENDED STOCK

Ticker: VCB

ANALYST-PINBOARD

Update on NT2

- ✓ Oil Prices Are Currently Being Anchored By Temporary Intervention Measures
- ✓ New Growth Drivers Are Being Reinforced, While Monetary Policy Remains Balanced
- ✓ 1Q2026 Earnings Outlook
- ✓ 2026 Strategic & Value Investment Portfolio Update



MARKET AND TRADING STRATEGY
MARKET COMMENTARY

- The market returned to an upward trend but faced intense conflict as it advanced deeper into the former peak area of 1,870 – 1,920. Liquidity remained low, indicating that investor caution is rising and cash flow is not yet ready to push prices higher at the resistance zone.
- Despite the existing conflict pressure and signs of weakening cash flow, the market is generally making an effort to maintain its upward structure. With this development, the market still has an opportunity to continue challenging the historical peak range of 1,870 – 1,920 in the coming period, though strong market divergence may persist.

TRADING STRATEGY

- Investors can expect the market to potentially extend its short-term rally, but should be mindful of the risks, as low liquidity is often accompanied by unexpected volatility.
- Although the market maintains its short-term upward structure, Investors should remain wary of strong divergence, manage portfolios rationally, and avoid entering overbought positions.
- Regarding buying activities, if portfolio weightings are at a reasonable level, Investors may consider exploratory purchases in stocks with solid fundamentals that are consolidating tightly or pulling back to strong support bases.

VN-INDEX TECHNICAL SIGNALS

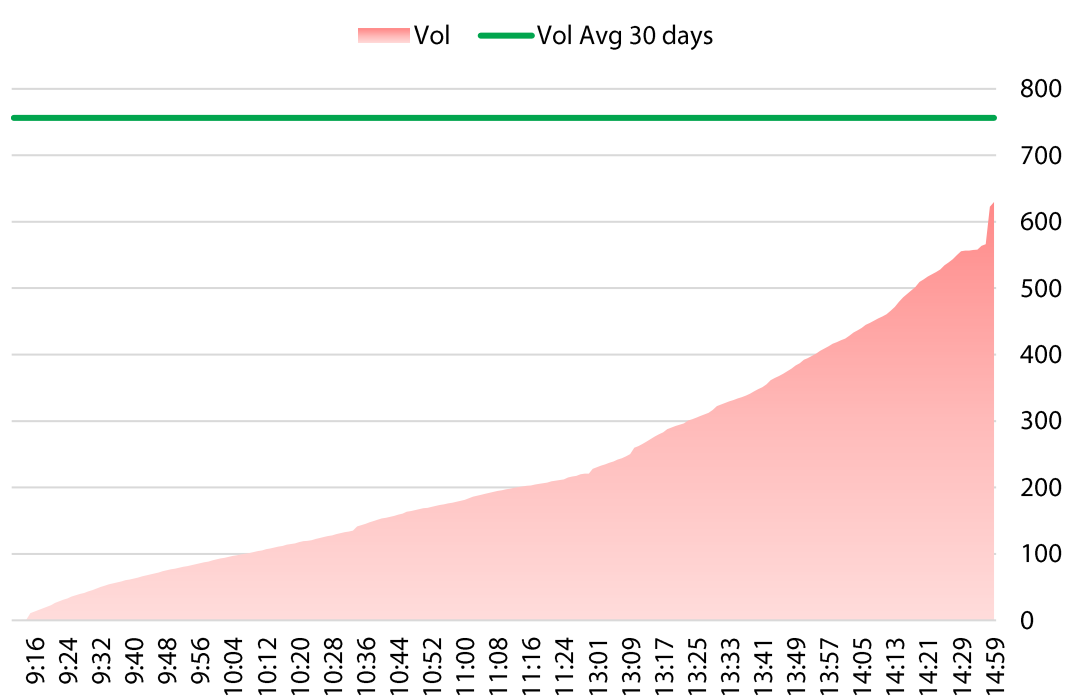
TREND: SIDEWAY



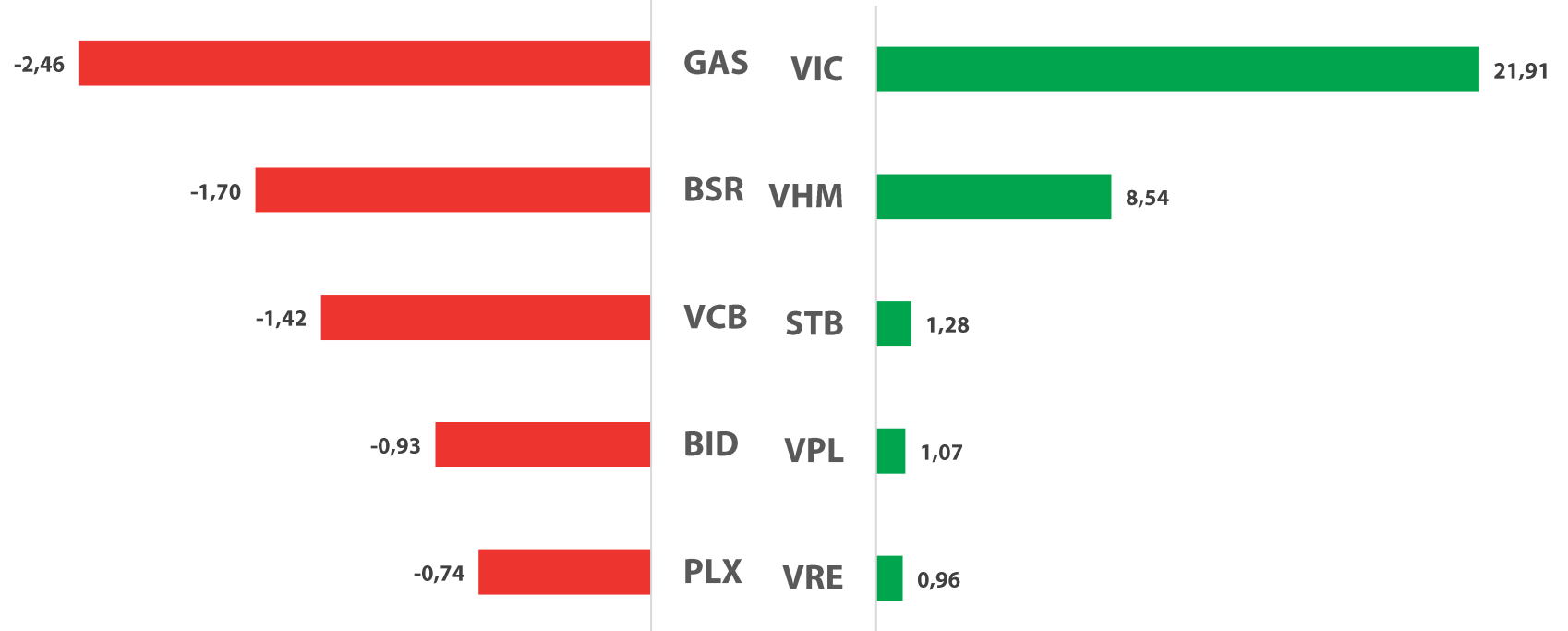
MARKET INFOGRAPHIC

April 28, 2026

TRADING VOLUME (MILLION SHARES)



TOP STOCKS CONTRIBUTING TO THE INDEX (POINT)



TOP SECTOR CONTRIBUTING TO THE INDEX (%)



Joint Stock Commercial Bank for Foreign Trade of Vietnam

VCB **HSX**

TARGET PRICE

65,000 VND

Recommendation – WAITING TO BUY

Recommended Price (29/04/2026) (*)	56,200 - 58,200
Short-term Target Price 1	62,000
Expected Return 1 (at recommended time):	▲ 6.5% - 10.3%
Short-term Target Price 2	65,000
Expected Return 2 (at recommended time):	▲ 11.7% - 15.7%
Stop-loss	54,900

STOCK INFO

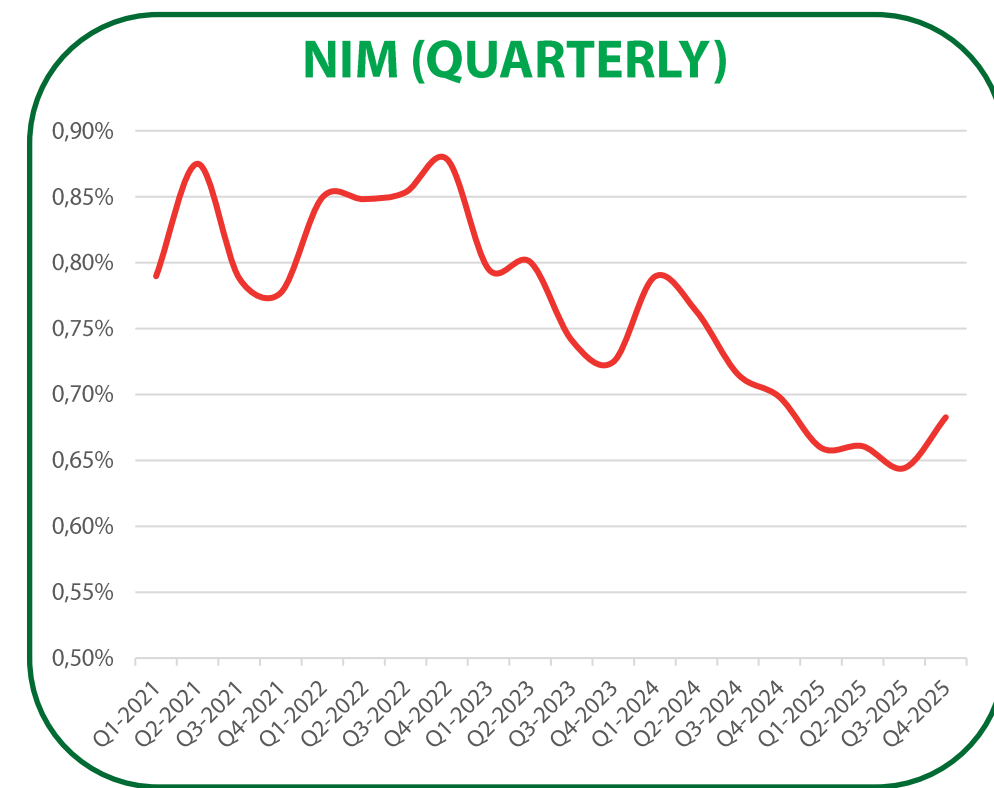
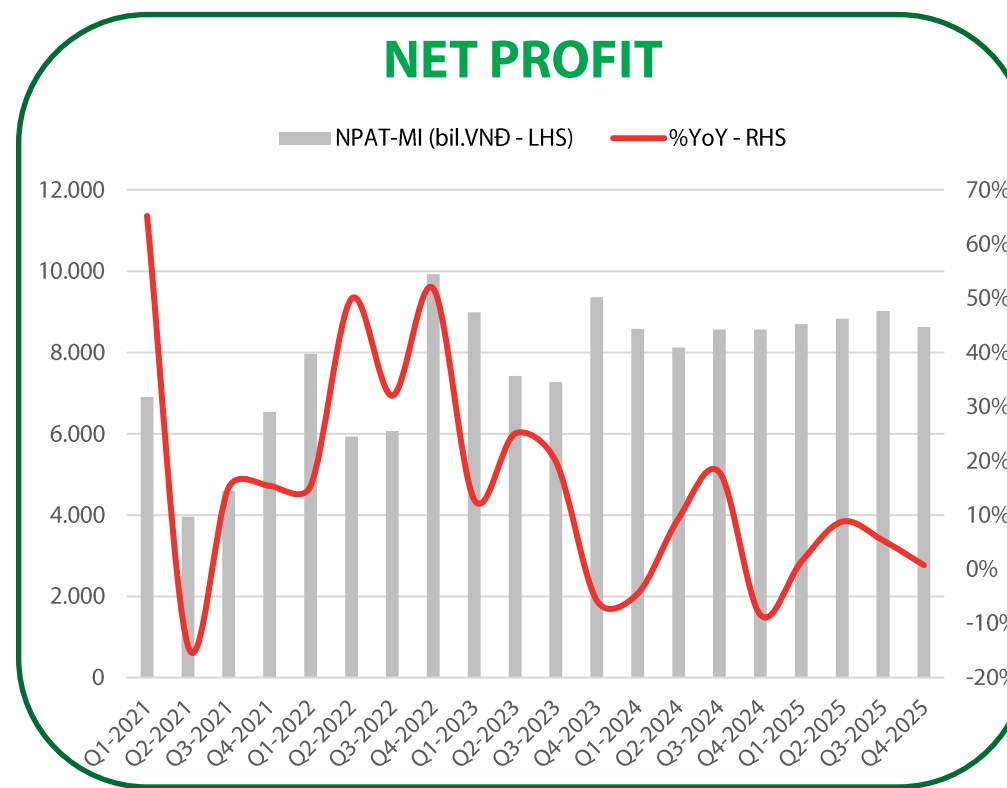
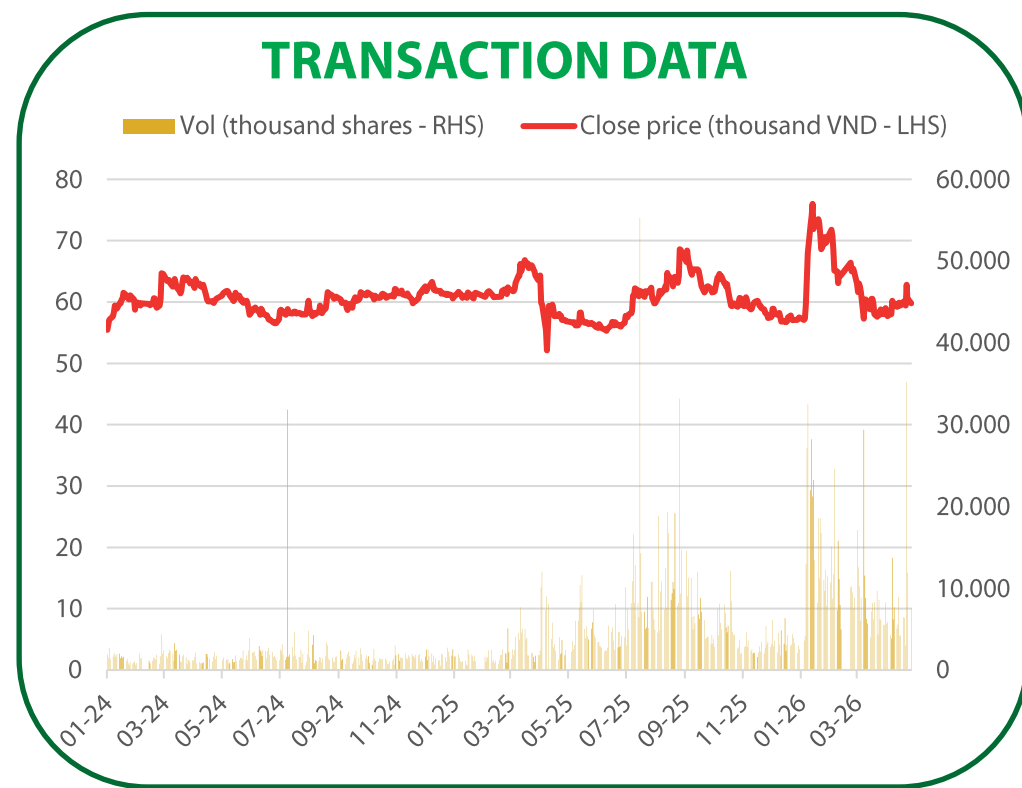
Sector	Banks
Market Cap (VND bn)	506.354
Current Shares O/S (mn shares)	8.356
3M Avg. Volume (K)	10.031
3M Avg. Trading Value (VND Bn)	645
Remaining foreign room (%)	20,16
52-week range ('000 VND)	55.296 – 76.000

(* Recommendation is made before the trading session)

INVESTMENT THESIS

- In 2025, VCB recorded a Profit Before Tax (PBT) of VND 44,020 billion (+4% YoY), reflecting the impact of a 22.4% YoY decline in Q4 non-interest income and proactive provisioning activities. The bank's 2026 business plan targets a credit growth of 14.6% and a 14% YoY increase in PBT. For Q1/2026, PBT is projected to reach approximately VND 12,000 billion (+10% YoY), driven by Net Interest Income (NII) of VND 16,446 billion (+20% YoY).
- Net Interest Margin (NIM) showed signs of bottoming out, recovering to 2.7% in Q4/2025, and is forecasted to further expand by approximately 19 bps in 2026. This is supported by a low-cost-of-funds advantage, with the CASA ratio remaining stable at 35.4%. Regarding asset quality, the bank demonstrated extreme prudence by immediately provisioning VND 3,100 billion for newly formed corporate bond (CB) bad debts, keeping the overall Non-Performing Loan (NPL) ratio at a safe 0.97% and maintaining a robust Loan Loss Reserve (LLR) buffer at 176%. The roadmap to systematically allocate provisions for the remaining VND 3,500 billion of CB outstanding loans throughout 2026 will help minimize sudden financial shocks and safeguard the sustainability of core earnings.
- VCB is trading at an attractive valuation with a trailing P/B ratio of 2.18x, significantly lower than its 5-year average of 2.93x. Boasting a Capital Adequacy Ratio (CAR) of approximately 12% and a dominant position in the foreign exchange market, alongside a substantial FDI client base, the combination of industry-leading asset quality and a stable profit growth outlook presents compelling factors to consider when investing in the stock.

KEY FINANCIAL INDICATORS



TECHNICAL VIEW

- VCB experienced a failed recovery and continues to correct, gradually negating the upward efforts seen on April 23, 2026. Although VCB has pulled back near the MA(20), the sharp price volatility and the state of strong market divergence suggest that the risk of further correction may persist for this ticker. VCB's strong support zone is currently around 57.5, which represents the low price range of its recent support phase.
- Support: 57,000 VND.
- Resistance: 65,000 VND.



Ticker **Technical Analysis**

BID
Sideway

Support	Current Price	Resistance
38.0	40.15	43.0

➤ BID continues to retreat and is gradually negating the upward efforts seen on April 23, 2026. Although BID has pulled back to the MA(20), the sharp price volatility and the state of strong market divergence suggest that the risk of further correction may persist for this ticker. BID's strong support zone is currently around 38.5, which represents the low price range of its recent support phase.



DCM
Sideway

Support	Current Price	Resistance
38.0	40.35	45.0

➤ DCM continues to decline after completing a triangle pattern that extended its corrective phase. Currently, supportive momentum remains unclear and downward inertia persists, suggesting that the risk of further correction may continue for DCM. The stock's strong support zone is around 38.2, which is the convergence point of the MA(150) and MA(200).





HIGHLIGHT POINTS

NT2– Q1/2026 business performance: Calm before the storm

(Chinh Nguyen – chinh1.nd@vdsc.com.vn)

- **Bottom-line performance:** Net Profit After Tax and Minority Interest (NPAT-MI) surged 386% YoY, though it saw a 57% QoQ decline.
- **Margin expansion:** Gross Profit Margin (GPM) expanded by 6.9 pps YoY, driven by (1) robust dispatch volumes, and (2) a 78% YoY reduction in depreciation expenses. However, on a sequential basis, GPM contracted by 10.2 pps due to the absence of one-off revenue recorded in Q4/2025.
- **Fuel costs:** Average fuel prices are estimated to have risen by 2% YoY and 6% QoQ, reflecting heightened Middle East conflict.

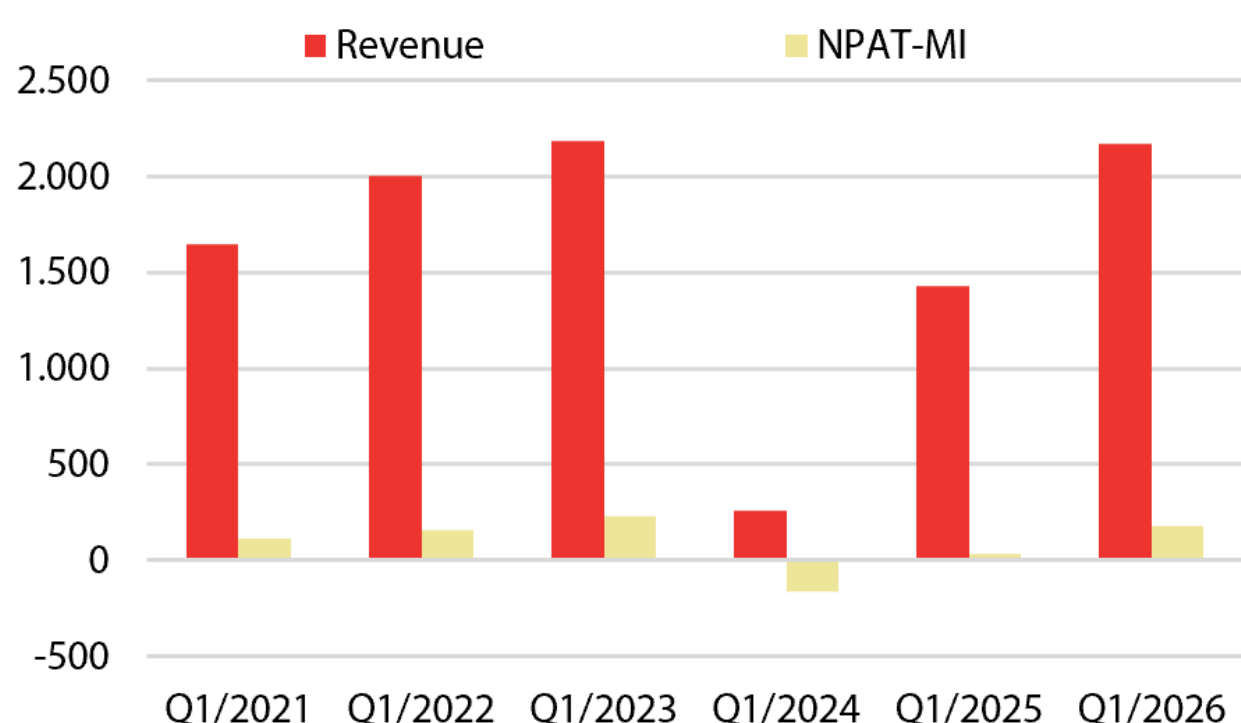
Q1/2026: Core gross margin held steady

In Q1/2026, Nhon Trach 2 (NT2:HSX) reported revenue of VND 2,172 billion (+52% YoY, -8% QoQ), closely tracking the upswing in power generation volume (Qm). Specifically, Qm reached 945 million kWh (+59% YoY, -2% QoQ). The plant outpaced the gas-fired peer group in dispatch growth (+17% YoY), underpinned by a stable fuel supply from its offtake agreement with PV Gas.

Q1/2026's contracted volume (Qc) was 897 million kWh (+42% YoY, -13% QoQ), equivalent to a Qc/Qm ratio of 95%, declined by 10 pps YoY and 14 pps QoQ. Due to the Qc/Qm rate was lower than 100%, NT2 would not record CFD (Contract for Difference) revenue.

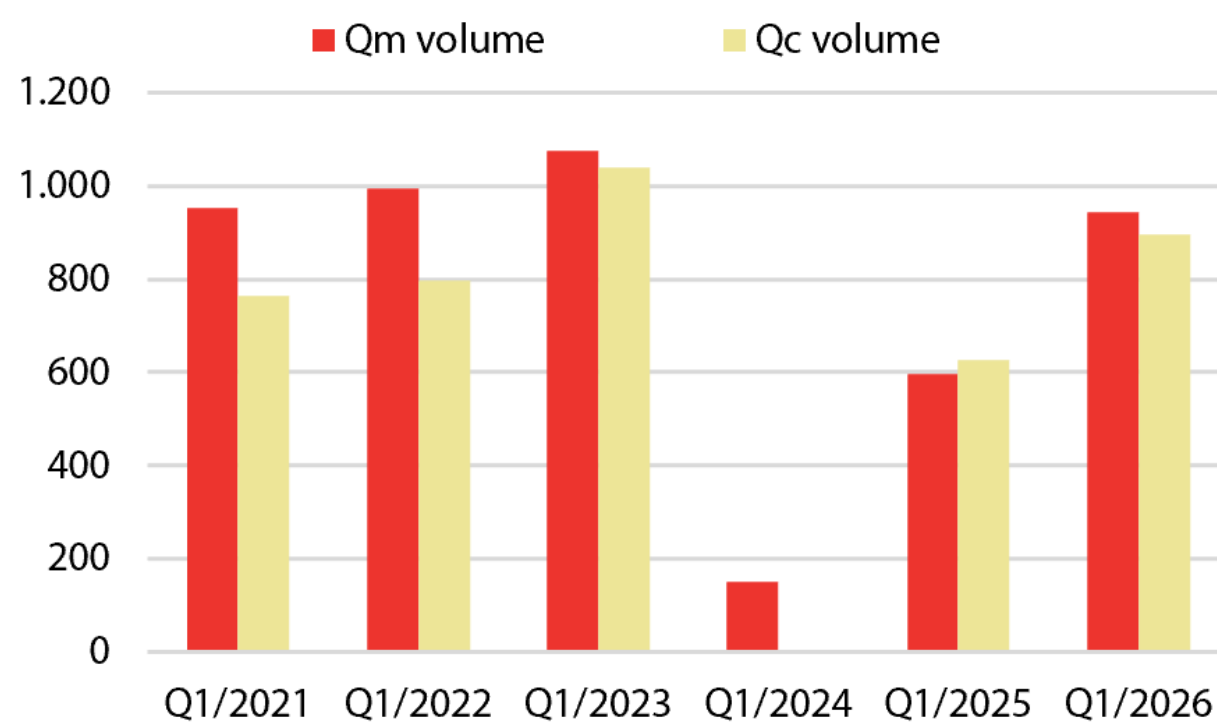
For FY2026, we expect the Qc/Qm ratio will normalize toward the 80% industry benchmark for thermal plants. This adjustment is expected as Qm recover in accordance with EVN's operational targets for the year.

Figure 1: NT2's Revenue and NPAT-MI (VND billion) in Q1, 2021-2026



Source: NT2, RongViet Securities

Figure 2: NT2's Qm volume and Qc volume (million kWh) in Q1, 2021-2026



Source: NT2, RongViet Securities

If you are interested in this content, please click on the [link](#) to view more details.



Date	Ticker	Current Price	Entry Price	Short-term Target Price 1	Short-term Target Price 2	Stop-loss	Exit Price	Gain/ Loss	Status	Change of VN-Index (*)
28/04	DPR	40.65	40.60	43.50	48.00	38.90		0.1%		1.2%
28/04	PVS	36.20	36.00	40.00	43.00	34.80		0.6%		1.2%
23/04	VNM	61.20	61.30	65.50	70.00	57.90		-0.2%		1.0%
23/04	REE	60.00	62.50	68.00	72.00	61.80	61.80	-1.1%	Closed (28/04)	1.0%
21/04	MSN	77.40	79.20	85.00	93.00	75.40		-2.3%		2.1%
20/04	DGW	43.00	45.30	49.00	53.50	43.40	43.40	-4.2%	Closed (28/04)	3.2%
15/04	ACB	23.50	23.80	25.40	27.00	22.80		-1.3%		5.6%
14/04	VIB	17.35	17.60	18.70	20.50	16.50		-1.4%		6.6%
09/04	MBB	26.00	26.40	29.00	30.00	24.90		-1.5%		6.8%
08/04	VHC	62.00	58.90	63.40	66.00	55.90		5.3%		11.8%
07/04	SIP	60.70	59.10	65.00	68.00	57.60		2.7%		12.0%
03/04	BIC	24.50	24.10	26.00	28.00	22.90		1.7%		10.7%
Average performance (QTD)								0.1%		2.5%

(*) Change of VN-Index (calculated from Recommendation date to position closing date) is the basis for comparing recommendation effectiveness.

Vietnam events

Date	Events
01/04/2026	Publication of PMI (Purchasing Managers Index)
06/04/2026	Announcement of Vietnam's economic data March 2024
16/04/2026	Expiry date of 4111G4000 futures contract
20/04/2026	Announcement of VN Diamond and VN Finselect basket
29/04/2026	VN Diamond and VN Finselect index-related ETFs complete portfolio restructuring
01/05/2026	Publication of PMI (Purchasing Managers Index)
06/05/2026	Announcement of Vietnam's economic data April 2026
12/05/2026	MSCI announces new portfolio
21/05/2026	Expiry date of 4111G5000 futures contract
29/05/2026	MSCI-linked ETF completes portfolio restructuring
01/06/2026	Publication of PMI (Purchasing Managers Index)
06/06/2026	Announcement of Vietnam's economic data May 2026
05/06/2026	Puclication of FTSE ETF portfolio
12/06/2026	Puclication of VNM ETF portfolio
18/06/2026	Expiry date of 4111G6000 futures contract
19/06/2026	Related ETFs FTSE ETF and VNM ETF complete portfolio restructuring

*MSCI assesses Vietnam stock market classification in Jun 2026

*FTSE Russell assesses Vietnam stock market classification in March 2026 and publish the results in a report dated July 4, 2026.

Global events

Date	Countries	Events
22/04/2026	UK	CPI y/y
24/04/2026	UK	Retail Sales m/m
30/04/2026	UK	Official Bank Rate
30/04/2026	EU	ECB Monetary Policy Statement
30/04/2026	US	Federal Funds Rate
30/04/2026	US	Core PCE Price Index m/m
30/04/2026	US	Advance GDP q/q
01/05/2026	EU	Final Manufacturing PMI
01/05/2026	UK	Final Manufacturing PMI
01/05/2026	US	ISM Manufacturing PMI
05/05/2026	US	JOLTS Job Openings
07/05/2026	US	Initial Jobless Claims
07/05/2026	US	Productivity and Costs (P) q/q
08/05/2026	US	Nonfarm Payrolls & Unemployment Rate
11/05/2026	China	CPI y/y & PPI y/y
12/05/2026	EU	Final CPI y/y
13/05/2026	US	CPI m/m & CPI y/y
14/05/2026	US	Initial Jobless Claims
14/05/2026	US	PPI m/m & PPI y/y
15/05/2026	US	Retail Sales m/m
15/05/2026	US	Prelim UoM Consumer Sentiment
18/05/2026	China	New Home Prices m/m
18/05/2026	China	Industrial Production y/y
18/05/2026	China	Retail Sales y/y
18/05/2026	China	Unemployment Rate
19/05/2026	UK	Claimant Count Change
20/05/2026	China	Loan Prime Rate (LPR)
20/05/2026	EU	ECB Non-Monetary Policy Meeting
21/05/2026	US	FOMC Meeting Minutes
21/05/2026	US	Initial Jobless Claims
22/05/2026	UK	Retail Sales m/m & GDP m/m
28/05/2026	US	Initial Jobless Claims
28/05/2026	US	Prelim GDP q/q
29/05/2026	US	Core PCE Price Index m/m & y/y

RONGVIET RECENT REPORT

COMPANY REPORTS	Issued Date	Recommend	Target Price
HPG – Short-term impact, long-term growth	Apr 23 rd 2026	Buy – 1 year	33,200
HDB – Outstanding growth driven by expansion of non-NII streams	Apr 23 rd 2026	Accumulate – 1 year	31,200
OCB – Operating efficiency improved, supported by strong profit growth momentum	Apr 22 rd 2026	Accumulate – 1 year	13,300
GEG – Towards sustainable growth	Apr 22 rd 2026	Buy – 1 year	20,400
VCB – Good Accumulate Opportunity as Valuation Hits Cyclical Trough	Apr 21 st 2026	Accumulate – 1 year	68,500

Please find more information at <https://www.vdsc.com.vn/en/research/company>

- ✔ Oil Prices Are Currently Being Anchored By Temporary Intervention Measures
- ✔ New Growth Drivers Are Being Reinforced, While Monetary Policy Remains Balanced
- ✔ 1Q2026 Earnings Outlook
- ✔ 2026 Strategic & Value Investment Portfolio Update

Published



RESEARCH CENTER

Nguyen Thi Phuong Lam – Director

Research Center

+84 28 6299 2006 Ext: 1313

lam.ntp@vdsc.com.vn

Nguyen Dai Hiep – Director

Retail Research

+84 28 6299 2006 Ext: 1291

hiep.nd@vdsc.com.vn

HEADQUARTER IN HO CHI MINH CITY

1st floor to 8th floor, Viet Dragon Tower, 141 Nguyen Du, Ben Thanh Ward, Ho Chi Minh City

T (+84) 28 6299 2006 E info@vdsc.com.vn
W www.vdsc.com.vn Tax code 0304734965

HANOI BRANCH

10th floor, Eurowindow Tower, 02 Ton That Tung, Kim Lien Ward, Hanoi

T (+84) 24 6288 2006
F (+84) 24 6288 2008

NHA TRANG BRANCH

7th floor, Sacombank Tower, 76 Quang Trung, Nha Trang Ward, Khanh Hoa Province

T (+84) 25 8382 0006
F (+84) 25 8382 0008

CAN THO BRANCH

8th floor, Sacombank Tower, 95-97-99 Vo Van Tan, Ninh Kieu Ward, Can Tho City

T (+84) 29 2381 7578
F (+84) 29 2381 8387

VUNG TAU BRANCH

2nd floor, VCCI Building Tower, 155 Nguyen Thai Hoc, Tam Thang Ward, Ho Chi Minh City

T (+84) 25 4777 2006

BINH DUONG BRANCH

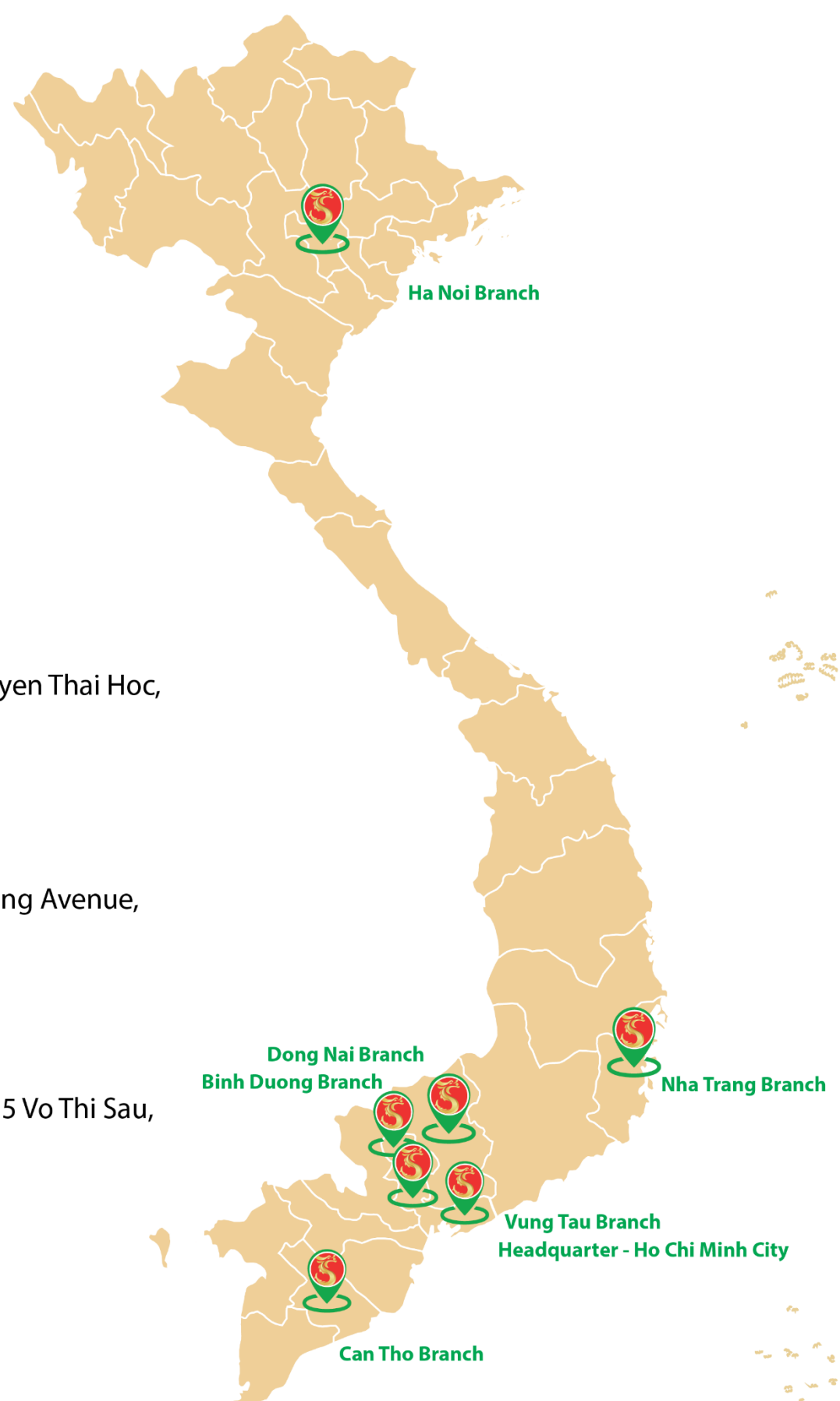
3rd floor, Becamex Tower, 230 Binh Duong Avenue, Phu Loi Ward, Ho Chi Minh City

T (+84) 27 4777 2006

DONG NAI BRANCH

8th floor, TTC Plaza Building Tower, 53-55 Vo Thi Sau, Tran Bien Ward, Dong Nai Province

T (+84) 25 1777 2006



DISCLAIMERS

This report is prepared in order to provide information and analysis to clients of Rong Viet Securities only. It is and should not be construed as an offer to sell or a solicitation of an offer to purchase any securities. No consideration has been given to the investment objectives, financial situation or particular needs of any specific. The readers should be aware that Rong Viet Securities may have a conflict of interest that can compromise the objectivity this research. This research is to be viewed by investors only as a source of reference when making investments. Investors are to take full responsibility of their own decisions. VDSC shall not be liable for any loss, damages, cost or expense incurring or arising from the use or reliance, either full or partial, of the information in this publication.

The opinions expressed in this research report reflect only the analyst's personal views of the subject securities or matters; and no part of the research analyst's compensation was, is, or will be, directly or indirectly, related to the specific recommendations or opinions expressed in the report.

The information herein is compiled by or arrived at Rong Viet Securities from sources believed to be reliable. We, however, do not guarantee its accuracy or completeness. Opinions, estimations and projections expressed in this report are deemed valid up to the date of publication of this report and can be subject to change without notice.

This research report is copyrighted by Rong Viet Securities. All rights reserved. Therefore, copy, reproduction, republish or redistribution by any person or party for any purpose is strictly prohibited without the written permission of VDSC. Copyright 2022 Viet Dragon Securities Corporation.

IMPORTANT DISCLOSURES FOR U.S. PERSONS

This research report was prepared by Viet Dragon Securities Corp. ("VDSC"), a company authorized to engage in securities activities in Vietnam. VDSC is not a registered broker-dealer in the United States and, therefore, is not subject to U.S. rules regarding the preparation of research reports and the independence of research analysts. This research report is provided for distribution to "major U.S. institutional investors" in reliance on the exemption from registration provided by Rule 15a-6 of the U.S. Securities Exchange Act of 1934, as amended (the "Exchange Act").

Additional Disclosures

This research report is for distribution only under such circumstances as may be permitted by applicable law. This research report has no regard to the specific investment objectives, financial situation or particular needs of any specific recipient, even if sent only to a single recipient. This research report is not guaranteed to be a complete statement or summary of any securities, markets, reports or developments referred to in this research report. Neither VDSC nor any of its directors, officers, employees or agents shall have any liability, however arising, for any error, inaccuracy or incompleteness of fact or opinion in this research report or lack of care in this research report's preparation or publication, or any losses or damages which may arise from the use of this research report.

VDSC may rely on information barriers, such as "Chinese Walls" to control the flow of information within the areas, units, divisions, groups, or affiliates of VDSC.

Investing in any non-U.S. securities or related financial instruments (including ADRs) discussed in this research report may present certain risks. The securities of non-U.S. issuers may not be registered with, or be subject to the regulations of, the U.S. Securities and Exchange Commission. Information on such non-U.S. securities or related financial instruments may be limited. Foreign companies may not be subject to audit and reporting standards and regulatory requirements comparable to those in effect within the United States.

The value of any investment or income from any securities or related financial instruments discussed in this research report denominated in a currency other than U.S. dollars is subject to exchange rate fluctuations that may have a positive or adverse effect on the value of or income from such securities or related financial instruments.

Past performance is not necessarily a guide to future performance and no representation or warranty, express or implied, is made by VDSC with respect to future performance. Income from investments may fluctuate. The price or value of the investments to which this research report relates, either directly or indirectly, may fall or rise against the interest of investors. Any recommendation or opinion contained in this research report may become outdated as a consequence of changes in the environment in which the issuer of the securities under analysis operates, in addition to changes in the estimates and forecasts, assumptions and valuation methodology used herein.

No part of the content of this research report may be copied, forwarded or duplicated in any form or by any means without the prior.



VIET DRAGON SECURITIES CORPORATION

Floor 1-8, Viet Dragon Tower, 141 Nguyen Du, Ben Thanh Ward, HCMC



+ 84 28 6299 2006



(+ 84) 28 6291 7986



www.vdsc.com.vn

DISCLAIMERS

RESEARCH DISCLOSURES

Third Party Research

This is third party research. It was prepared by Rong Viet Securities Corporation (Rong Viet), with headquarters in Ho Chi Minh City, Vietnam. Rong Viet is authorized to engage in securities activities according to its domestic legislation. This research is not a product of Tellimer Markets, Inc., a U.S. registered broker-dealer. Rong Viet has sole control over the contents of this research report. Tellimer Markets, Inc. does not exercise any control over the contents of, or the views expressed in, research reports prepared by Rong Viet.

Rong Viet is not registered as a broker-dealer in the United States and, therefore, is not subject to U.S. rules regarding the preparation of research reports and the independence of research analysts. This research report is provided for distribution to "major U.S. institutional investors" and other "U.S. institutional investors" in reliance on the exemption from registration provided by Rule 15a-6 of the U.S. Securities Exchange Act of 1934, as amended (the "Exchange Act").

Any U.S. recipient of this research report wishing to effect any transaction to buy or sell securities or related financial instruments based on the information provided in this research report should do so only through Tellimer Markets, Inc., located at 575 Fifth Avenue, 27th Floor, New York, NY 10017. A representative of Tellimer Markets, Inc. is contactable on +1 (212) 551 3480. Under no circumstances should any U.S. recipient of this research report effect any transaction to buy or sell securities or related financial instruments through Rong Viet. Tellimer Markets, Inc. accepts responsibility for the contents of this research report, subject to the terms set out below, to the extent that it is delivered to a U.S. person other than a major U.S. institutional investor.

None of the materials provided in this report may be used, reproduced, or transmitted, in any form or by any means, electronic or mechanical, including recording or the use of any information storage and retrieval system, without written permission from.

Rong Viet is the employer of the research analyst(s) responsible for the content of this report and research analysts preparing this report are resident outside the U.S. and are not associated persons of any U.S. regulated broker-dealer. The analyst whose name appears in this research report is not registered or qualified as a research analyst with the Financial Industry Regulatory Authority ("FINRA") and may not be an associated person of Tellimer Markets, Inc. and, therefore, may not be subject to applicable restrictions under FINRA Rules on communications with a subject company, public appearances and trading securities held by a research analyst account.

Tellimer Markets, Inc. or its affiliates has not managed or co-managed a public offering of securities for the subject company in the past 12 months, has not received compensation for investment banking services from the subject company in the past 12 months, and does not expect to receive or intend to seek compensation for investment banking services from the subject company in the next three months. Tellimer Markets, Inc. has never owned any class of equity securities of the subject company. There are no other actual, or potential, material conflicts of interest of Tellimer Markets, Inc. at the time of the publication of this report. As of the publication of this report, Tellimer Markets, Inc. does not make a market in the subject securities.

About Tellimer

Tellimer is a registered trade mark of Exotix Partners LLP. Exotix Partners LLP and its subsidiaries ("Tellimer") provide specialist investment banking services to trading professionals in the wholesale markets. Tellimer draws together liquidity and matches buyers and sellers so that deals can be executed by its customers. Tellimer may at any time, hold a trading position in the securities and financial instruments discussed in this report. Tellimer has procedures in place to identify and manage any potential conflicts of interests that arise in connection with its research. A copy of Tellimer's conflict of interest policy is available at www.tellimer.com/regulatory-information.

Distribution

This report is not intended for distribution to the public and may not be reproduced, redistributed or published, in whole or in part, for any purpose without the written permission of Tellimer. Tellimer shall accept no liability whatsoever for the actions of third parties in this respect. This report is for distribution only under such circumstances as may be permitted by applicable law.

This report may not be used to create any financial instruments or products or any indices. Neither Tellimer, nor its members, directors, representatives, or employees accept any liability for any direct or consequential loss or damage arising out of the use of all or any part of the information herein.

United Kingdom: Distributed by Exotix Partners LLP only to Eligible Counterparties or Professional Clients (as defined in the FCA Handbook). The information herein does not apply to, and should not be relied upon by, Retail Clients (as defined in the FCA Handbook); neither the FCA's protection rules nor compensation scheme may be applied.

UAE: Distributed in the Dubai International Financial Centre by Exotix Partners LLP (Dubai) which is regulated by the Dubai Financial Services Authority ("DFSA"). Material is intended only for persons who meet the criteria for Professional Clients under the Rules of the DFSA and no other person should act upon it.

Other distribution: The distribution of this report in other jurisdictions may be restricted by law and persons into whose possession this document comes should inform themselves about, and observe, any such restriction.



VIET DRAGON SECURITIES CORPORATION

Floor 1-8, Viet Dragon Tower, 141 Nguyen Du, Ben Thanh Ward, HCMC



+ 84 28 6299 2006



(+ 84) 28 6291 7986



www.vdsc.com.vn